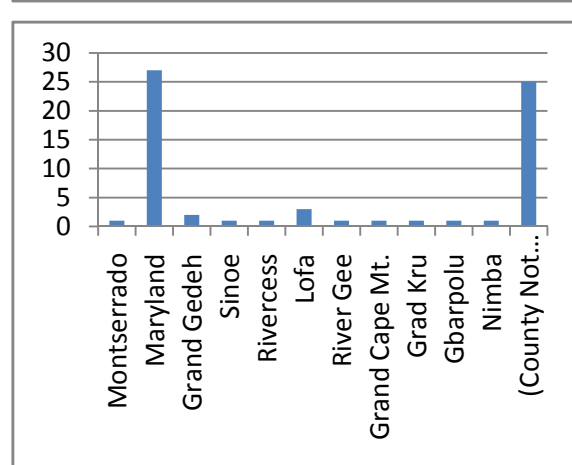
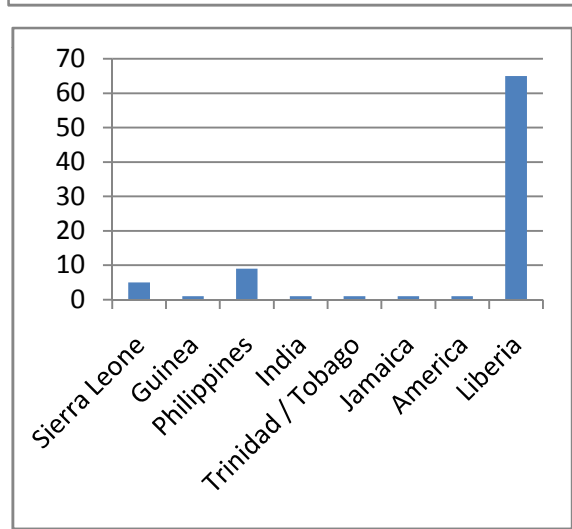
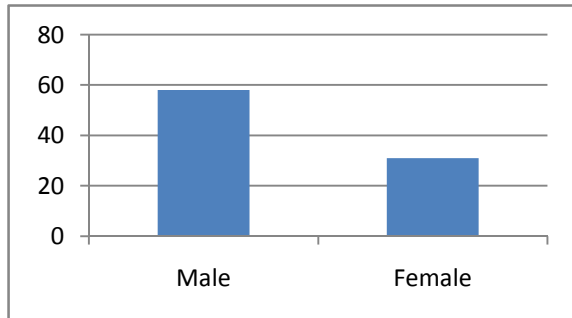
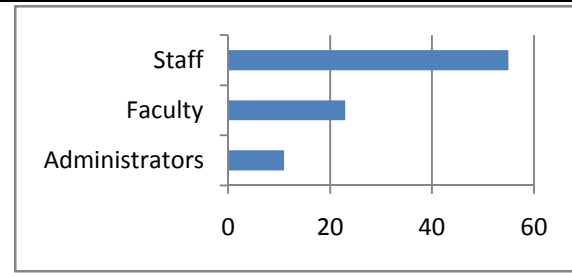


Tubman University
New Hires Statistics
January 1, 2012 - August 31, 2012

Revised: 9/19/12

No.	category	Total Hired	% of Total	Number of Liberians	% of Liberians
1	All Employees	89	100%	66	74%
Classification					
2	Administrators	11	12%	5	45%
3	Faculty	23	26%	13	57%
4	Staff	55	62%	48	87%
Gender					
1	Male	58	65%	48	54%
2	Female	31	53%	18	20%
Education					
1	Doctorate	11	12%	1	9%
2	Juries Doctor	1	1%	0	0%
3	Master's	23	26%	12	52%
4	Bachelor's	20	22%	18	90%
5	Associates	4	4%	4	100%
6	Certificate	2	2%	2	100%
7	High School	25	28%	25	100%
8	Below High School	0	0%	0	0%
Country of Origin					
1	Sierra Leone	5	6%		
2	Guinea	1	1%		
3	Philippines	9	10%		
4	India	1	1%		
5	Trinidad / Tobago	1	1%		
6	Jamaica	1	1%		
7	America	1	1%		
8	Liberia	65	73%		
a	Montserrado	1	1%		
b	Maryland	27	30%		
c	Grand Gedeh	2	2%		
d	Sinoe	1	1%		
e	Rivercess	1	1%		
f	Lofa	3	3%		
g	River Gee	1	1%		
h	Grand Cape Mt.	1	1%		
i	Grad Kru	1	1%		
j	Gbarpolu	1	1%		
k	Nimba	1	1%		
l	(County Not	25	28%		

Charts



Tubman University
Leadership Statistics
09/18/12

President Cabinet

No.	Name	Position	Country of Origin	Gender
1	Dr. Elizabeth Davis-Russell	President	Liberia	F
2	Dr. Joseph T. Isaac	VP, Administration	Liberia	M
3	Dr. Elizabeth Enanoria-Carbajo	VP, Academic Affairs	Philippines	F
4	Dr. Anthony Dioh	VP, Student Affairs	Liberia	M
5	Rev. Rita Townsend	VP, Instnl. Advmt.	Liberia	F
6	Mr. Alex Cooper	Exec. Asst. / President	Liberia	M
7	(TBD)	VP, Reaearch	TBD	

President Council

No.	Name	Position	Country of Origin	Gender
1	Dr. Elizabeth Davis-Russell	President	Liberia	F
2	Dr. Joseph T. Isaac	VP, Administration	Liberia	M
3	Dr. Elizabeth Enanoria-Carbajo	VP, Academic Affairs	Philippines	F
4	Dr. Anthony Dioh	VP, Student Affairs	Liberia	M
5	Rev. Rita Townsend	VP, Instnl. Advcmt.	Liberia	F
6	Mr. Alex Cooper	Exec. Asst. / President	Liberia	M
7	Dr. Lucky Ehigiator	Dean, Health Sciences	Nigeria	M
8	Rev. Gerald Coleman	Dean, Tech. & Eng.	Liberia	M
9	Dr. Coleen Clay	Dean, Education	Jamaica	F
10	Dr. Paula Mark	Dean, Arts & Sciences	Trinidad	F
11	Dr. Theresa Ferilino	Dean, Agriculture	Philippines	F
12	Atty. Barbara Simmons	Dean, Internl. Ed.	United States	F
13	Mr. Isaac George	Acting Dean, Mgmt	Liberia	M
14	Ms. Eremma Mba	Comptroller	Nigeria	F
15	Mr. Gbalee Gray	Exec. Director / AES	Liberia	M
16	Mr. Kla Wilson	Asst. VP / HR	Liberia	M
17	Ms. Massa Clemens-Isaac	Legislative Officer	Liberia	F
18	Dr. Jennifer Beaumont	Assoc. VP / Acad. Sprt.	Jamaica	F
19	Mr. Amos Sackie	Asst. VP / Facilities	Liberia	M
20	(TBD)	VP, Reaearch	TBD	

CABINET	6	Percentage
Liberia	5	83%
Philippines	1	17%
Male	3	50%
Female	3	50%

COUNCIL	19	Percentage
Liberia	11	58%
Philippines	2	11%
Jamaica	2	11%
Nigeria	2	11%
Trinidad	1	5%
United St	1	5%
Male	9	47%
Female	10	53%

